



GE Power

# POWERING EVERYONE

## Fleet Overview

Erik Hilaski, 6B Product Manager

6B USERS CONFERENCE JUNE 10-13, 2016  
PALM BEACH GARDENS, FLORIDA

**© 2016, General Electric Company.**

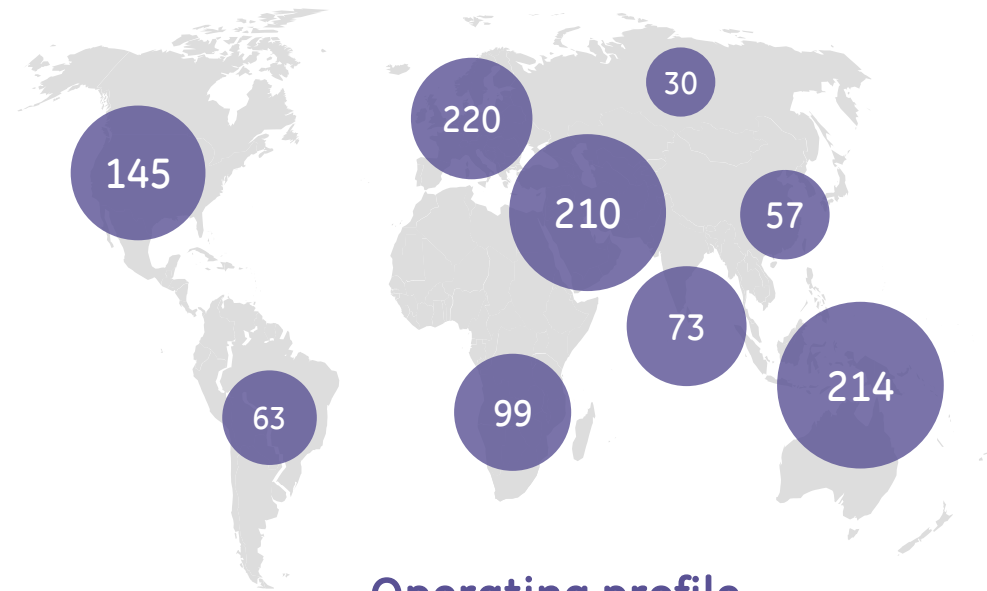
GE Proprietary Information - The information contained in this document is General Electric Company (GE) proprietary information. It is the property of GE and shall not be used, disclosed to others or reproduced without the express written consent of GE, including, but without limitation, in the creation, manufacture, development, or derivation of any repairs, modifications, spare parts, or configuration changes or to obtain government or regulatory approval to do so, if consent is given for reproduction in whole or in part, this notice and the notice set forth on each page of this document shall appear in any such reproduction in whole or in part. The information contained in this document may also be controlled by the US export control laws. Unauthorized export or re-export is prohibited.



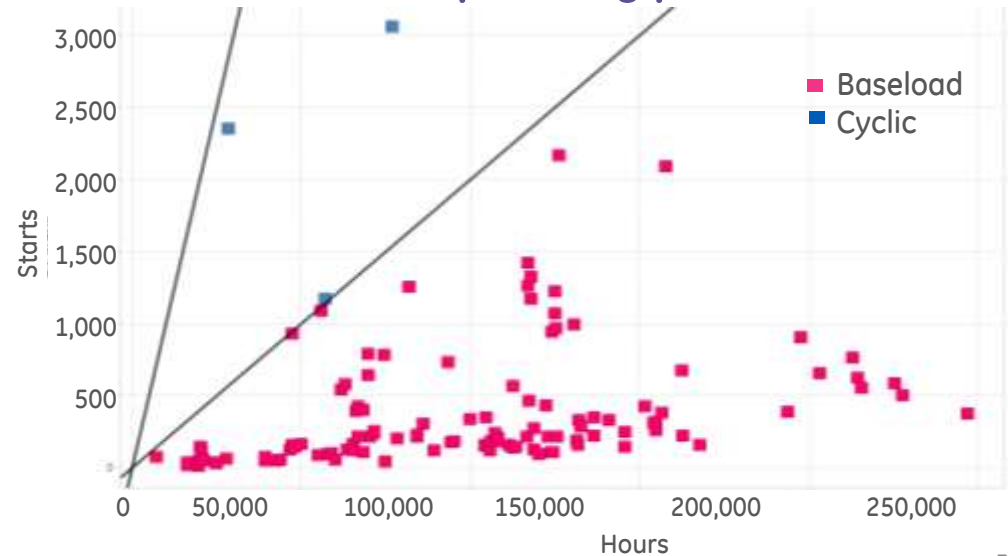
# 6B Fleet

- 1150+ 6B installed
- 25 shipped 2013-2015
- 60+ million operating hours
- 660,000+ starts
- 58% of the fleet is continuous operation
- Applications:
  - 52% simple cycle
  - 26% cogeneration
  - 19% combined cycle
  - 3% mechanical drive

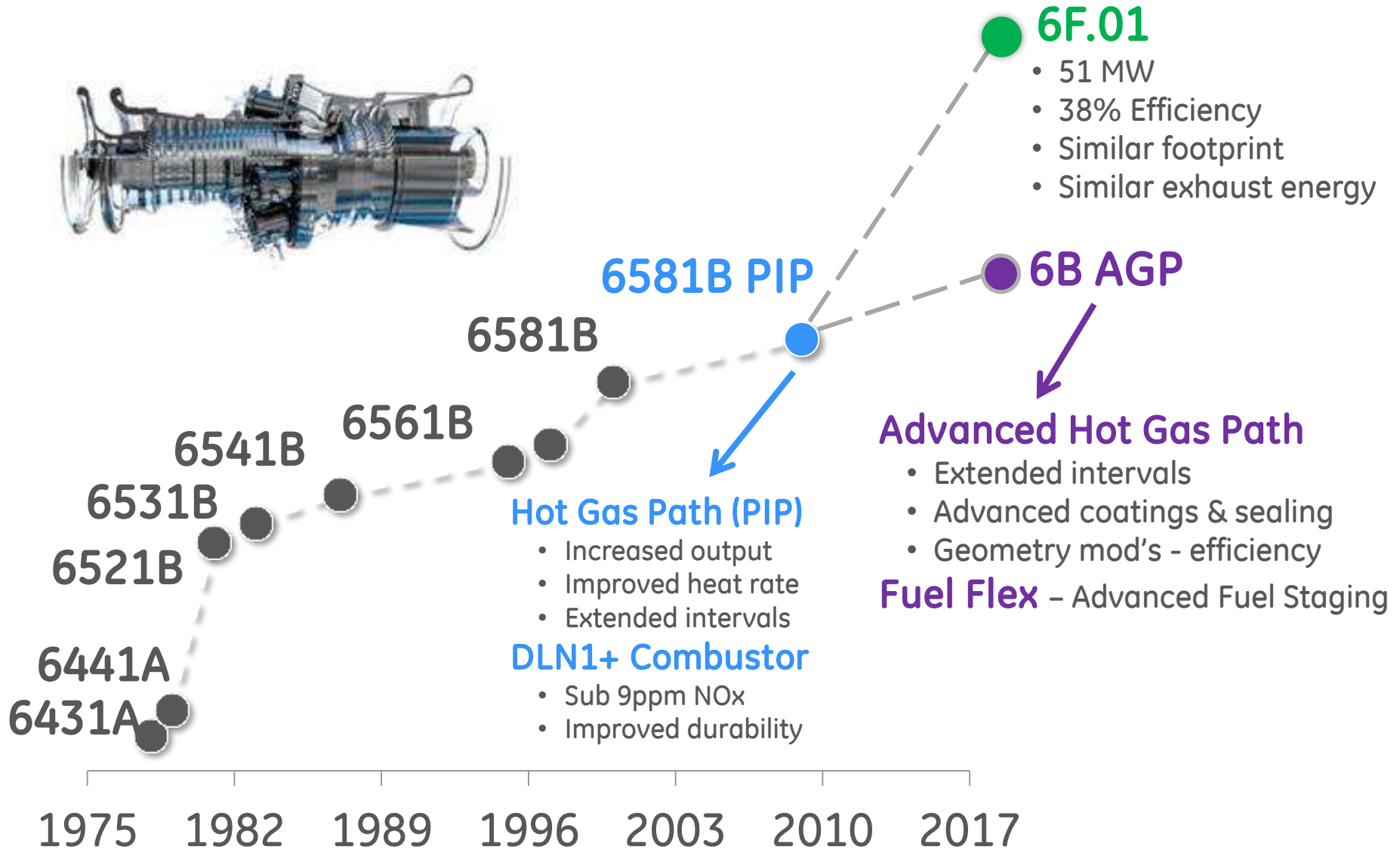
## 6B by regions





## Operating profile

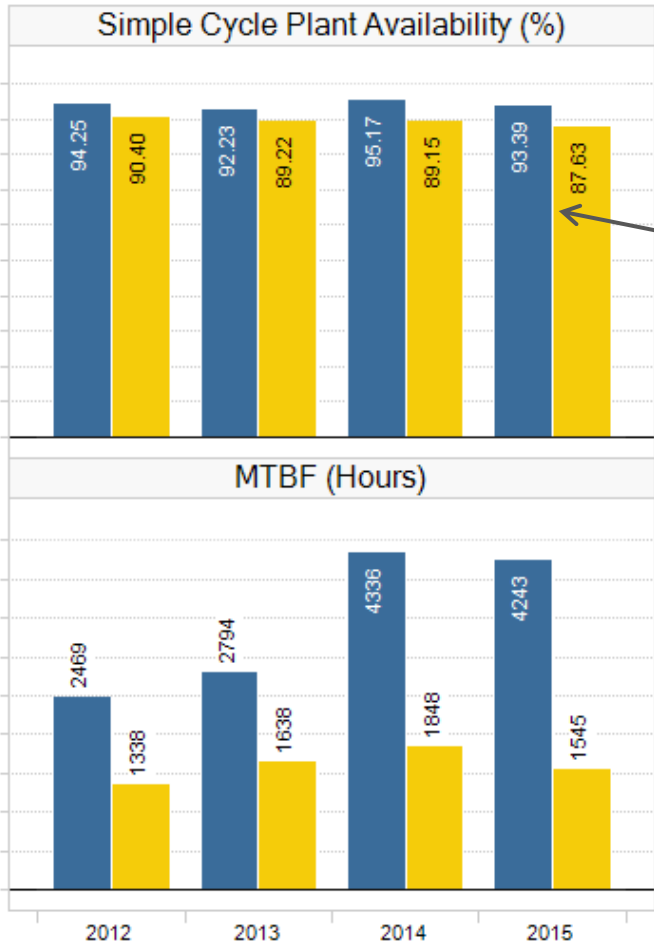


# 6B Product Line Evolution



# Reliability/availability - 6B vs. industry

 6B  
 25 MW to 70 MW



Served 11 days more per year of required operation

Available 21 days more per year

Data includes:

- 65 GE 6B units
- 279 industry units, incl. GE units

Source: ORAP®; All rights reserved: SPS®



# 6B New TILS

TIL #	Title	Date Issued	Compliance Category	Timing
1991	Transition Piece to Stage 1 Nozzle Floating Seal Engagement	April 2016	C	3
1352-R3	Stator 17 and Exit Guide Vane Distress	Mar 2016	C	4
1986	Braid-Lined Flexible Metal Hose Failures	Jan 2016	S	2
1968	IGV Trip Solenoid Compliance	Aug 2015	C	4



